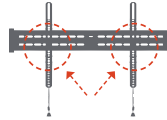




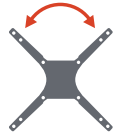
Tilts up to 12°  
to Reduce Glare



Post Install Leveling  
and Locks for Security



Tilts, Pans  
and Swivels



Post Install  
Leveling

**SM**

### NX-FS1342\*

**Display Size:** 13" - 42" up to 50 lbs.  
**VESA:** 75 x 75 to 200 x 200 (W x H) (mm)  
**Low Profile:** 0.89"  
\*Does not include post install leveling or lock for security

**MD**

### NX-FM2460

**Display Size:** 24" - 60" up to 120 lbs.  
**VESA:** 100 x 100 to 400 x 400 (W x H) (mm)  
**Low Profile:** 0.73"

**LG**

### NX-FL4290

**Display Size:** 42" - 90" up to 175 lbs.  
**VESA:** 100 x 100 to 700 x 400 (W x H) (mm)  
**Low Profile:** 0.73"

**XL**

### NX-FXL3790

**Display Size:** 37" - 90" up to 175 lbs.  
**VESA:** 100 x 100 to 700 x 400 (W x H) (mm)  
**Wall Plate:** Open architecture  
**Low Profile:** 0.91"

**MD**

### NX-TM2460

**Display Size:** 24" - 60" up to 120 lbs.  
**VESA:** 75 x 75 to 400 x 400 (W x H) (mm)  
**Low Profile:** 1.89"

**LG**

### NX-TL4290

**Display Size:** 42" - 90" up to 175 lbs.  
**VESA:** 100 x 100 to 700 x 400 (W x H) (mm)  
**Low Profile:** 1.89"

**XL**

### NX-TXL3790

**Display Size:** 37" - 90" up to 175 lbs.  
**VESA:** 100 x 100 to 700 x 400 (W x H) (mm)  
**Low Profile:** 2.0"

**SM**

### NX-FMS1337

**Display Size:** 13" - 37" up to 40 lbs.  
**VESA:** 75 x 75 to 200 x 200 (W x H) (mm)  
**Motion Range:** Extends 10" from wall, tilts, pans and swivels  
**Low Profile:** 1.85" from wall

**SM**

### NX-FMSA1337

**Display Size:** 13" - 37" up to 40 lbs.  
**VESA:** 75 x 75 to 200 x 200 (W x H) (mm)  
**Motion Range:** Extends 12.8" from wall, tilts, pans and swivels  
**Low Profile:** 1.98"

**MD**

### NX-FMM3763

**Display Size:** 37" - 63" up to 70 lbs.  
**VESA:** 100 x 100 to 400 x 400 (W x H) (mm)  
**Motion Range:** Extends 20.6" from wall, tilts, pans and swivels  
**Low Profile:** 1.97"

**LG**

### NX-FML4390

**Display Size:** 43" - 90" up to 120 lbs.  
**VESA:** 200 x 100 to 600 x 400 (W x H) (mm)  
**Motion Range:** Extends 25" from wall, tilts, pans and swivels  
**Low Profile:** 2.6"

## SPECIALTY MOUNTS

BUILT TO LAST • EASY TO INSTALL • UL CERTIFIED • BACKED BY 5 YEAR WARRANTY  
FOR COMMERCIAL AND RESIDENTIAL INSTALLS • COMPLETE HARDWARE KIT INCLUDED



### LARGE CEILING DISPLAY MOUNT

#### NX-SCM125

**Display Size:** 37"- 80" up to 125 lbs.

**VESA:** 200 x 100 to 600 x 400 (W x H) (mm)

**Motion Range:** Tilts up to 18°

**Cable Management:** Integrated through pipe cable management



### UNIVERSAL PROJECTOR MOUNT


#### NX-PMT40

**Projector Size:** up to 40 lbs.

**Mount Size:** Universal mounting pattern

**Motion Range:** Adjustable roll and pitch up to +15°

**Cable Management:** Integrated through pipe cable management



### UNIVERSAL SOUND BAR MOUNT

#### NX-SBMT

**Sound Bar Size:** up to 15 lbs.

**Mount Size:** Universal mounting pattern

**Location:** Attaches to TV mount; no drilling required

